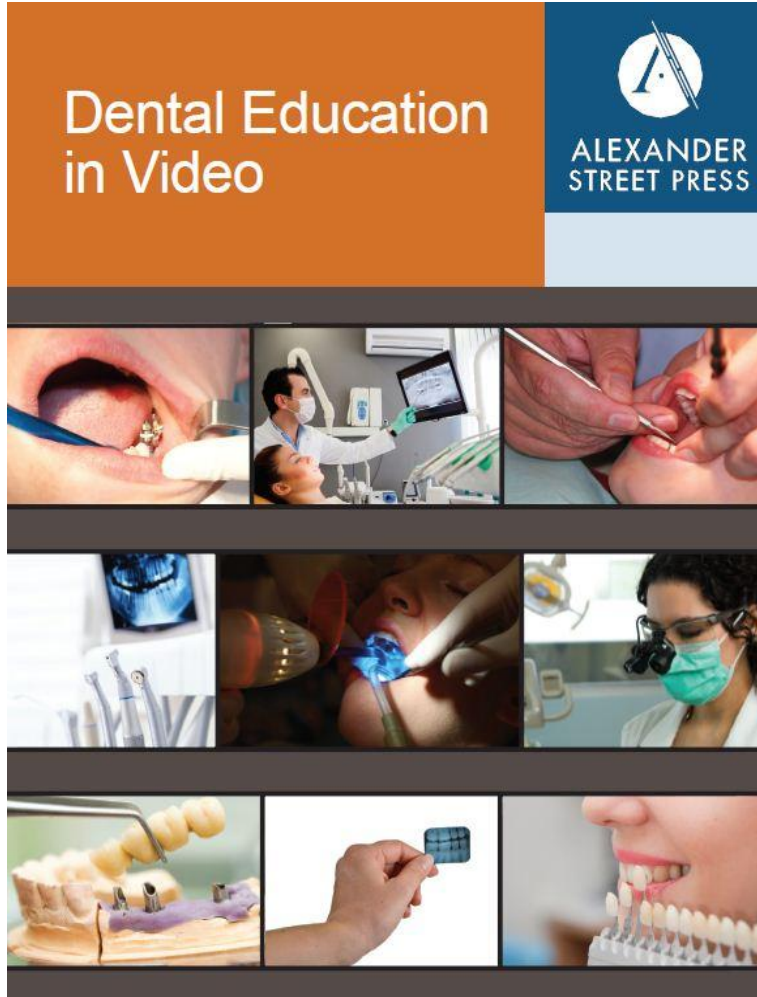


# Dental Education in Video

(주)지디아이

# Dental Education in Video 소개



- 미국 치과 협회(American Dental Association)에서 승인하고 전 세계적으로 유명한 임상가와 교육자들이 제시한 고품질 동영상에 포함되어 있는 관련 분야 최초의 비디오 컬렉션
- 수술, 의학, 구강위생, 지원 및 간호에 초점을 맞춘 치과 프로그램
- 정보원: 미국치과의사협회(ADA)의 평생 교육 인정 프로그램(CERP) 업체에서 제작 – Global Institute for Dental Education (gIDE) & HDiQ Dental

## Dental Education in Video 소개

- 전통적인 치과의학 교과서에서 설명하고 있는 이론을 습득하는 동시에 실제 자료를 화면으로 직접 보면서 확인 가능
- 전세계 150명 이상의 전문가의 시술 절차와 치의 기술 보기
- 전체 자료의 75%가 2010년 이후 제작
- 스탠다드와 기술의 발전으로 인해 매년 기존의 자료에 대한 정확성 리뷰와 업데이트
- 동영상과 함께 색인 작업되어 제공되는 스크립트로 인하여 이용자가 신속하고 쉽게 찾고자 하는 내용을 정확히 찾기 가능

## Dental Education in Video 소개

### 주제분야

심미 치과의학  
미용적 치과학  
치과 보존학  
구강 생물학  
레이저 치의학  
치내 요법  
치주 병학  
치기공학  
교합  
디지털 사진

임플란트 치과의학  
환자 평가  
구강 위생 및 유지 보수  
치과 교정술  
구강 외과  
감염 관리  
일반 치과의학  
디지털 치과의학  
TMD  
기타...

# Home

Search: 검색어 입력하여 실행하는 단순검색



**Dental Education in Video**

Search Alexander Street Press... in Health Sciences | Advanced search

include:  Audio  Video  Text  Related Web resources

Disciplines ▾ Collections ▾ Titles Publishers Playlists Clips

You have access to: 332 videos (289 hours) 0 items selected Select Language ? Help

**Browse**

Titles  
Procedures  
Presenters  
Content Types

**Procedures**

- Dental implantation (82)
- Dental restoration, permanent (23)
- Dental restoration repair (21)
- Bone graft (20)
- Tooth extraction (19)
- Prosthetic treatment (10)
- Connective tissue graft (9)

**Advanced Search** → **Advanced Search: 상세 검색**

**Dental Education in Video** is a video encyclopedia of dentistry and dental technique, delivering instant online access to hundreds of high-definition videos featuring world-renowned clinicians and educators. It provides hundreds of hours of demonstrations from American Dental Association-approved content partners, together with interviews and lectures, for students and faculty in dental surgery, medicine, oral hygiene, assisting, and nursing.

**Browse (목차검색)**

- Titles: 자료명 (ABC 순)
- Procedures: 시술
- Presenters: 진행자 (실연 또는 강연)
- Content Types: 자료형태






**What's New**



Building the Bridge from Dentist to...



Building the Bridge from Dentist to...



Freehand Composite Bonding Part I

# Browse

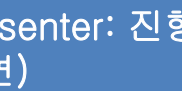
보고자 하는  
세션의 비디오  
클릭

**Browse Titles**

Sort by title | newest first | oldest first

**Refine your search**

- Presenting Condition**  
 Jaw, Edentulous, Partially (46)  
 Alveolar bone loss (12)  
 Fractured tooth (11)  
 More...
- Procedure**  
 Dental implantation (100)  
 Dental restoration repair (29)  
 Dental restoration, permanent (27)  
 More...
- Parts Treated**  
 Jaw (42)  
 Tooth (30)  
 Mouth (17)  
 More...
- Presenter**  
 Jovanovic, Sascha A. (50)  
 Strong, Sam (11)  
 LeSage, Brian P. (9)  
 More...
- Specialized Area of Interest**  
 Implant Dentistry (136)  
 Esthetic Dentistry (90)  
 Oral Surgery (84)  
 More...
- Date Published / Released**  
 250

-  [Risks Endangering Bone Stability Around an Implant](#)  
 presented by Georg-Hubertus Nentwig  
 (Los Angeles, CA: Global Institute for Dental Education, 2013), 1:19:27 mins
-  [Current Trends in Aesthetic Periodontology](#)  
 presented by Andre Saadoun  
 (Los Angeles, CA: Global Institute for Dental Education, 2012), 51:59 mins
-  [Achieving Esthetic Excellence](#)  
 (Los Angeles, CA: Global Institute for Dental Education, 2012), 1:03:12 mins
-  [Tissue Augmentation](#)  
 (Los Angeles, CA: Global Institute for Dental Education, 2012), 1:14:27 mins
-  [Dentistry and Prosthodontics](#)  
 (Los Angeles, CA: Global Institute for Dental Education, 2012), 1:10:00 mins

**결과 리스트 인덱싱**

- Presenting Condition: 상태
- Procedures: 수술
- Parts Treated: 구강 부위별
- Presenter: 진행자 (실연 또는 강연)
- Specialized Area of Interest: 특별 관심분야
- Date Published / Released: 제작날짜
- Content Type: 자료 형태

# Search

## Advanced Search : Health Sciences / Dentistry

**Advanced Searches**

- > All Disciplines
- > Art & Architecture
- > Diversity
- > Health Sciences
- > Counseling & Therapy
- > Dentistry
- > Health Policy
- > Nursing
- > Rehabilitation Therapy
- > Sports Medicine & Exercise Science
- > Veterinary Science
- > History
- > Literature & Language
- > Music & Performing Arts
- > Personal Interest
- > Psychology & Counseling
- > Science & Engineering
- > Social Sciences

Your search criteria match [332 items](#)

Words Anywhere

Fulltext / Transcripts

Title and Series

Presenter

Presenter Role  [Show presenter role](#)

Presenting Condition

Procedure

Parts Treated

Instruments / Materia...

Topic / Theme

Publisher

**Specialized Area of Interest**

Select all

Dental Technology

Digital Dentistry

Endodontics

Date Published / Released From

Content Type [Show content type](#) ▼

Advanced Search (상세검색) : 검색어 필드에 키워드를 넣어 검색

Words Anywhere: 검색 키워드  
Fulltext / Transcripts: 트랜스크립트에 포함된 키워드 검색

Title and Series: 자료명 및 시리즈  
Presenter: 진행자 (실연 또는 강연)

Presenter Role: 진행자 역할

Presenting Condition: 상태

Procedures: 수술과정

Parts Treated: 구강 부위별

Instruments / Materials Used: 치료에 사용된 기구나 재료

Topic / Theme: 주제분야

Publisher: 출판사 및 제작사

Specialized Area of Interest: 특별 관심분야

Date Published / Released: 만들거나 발표 날짜

Content Type: 콘텐츠 종류



# 치료 동영상 장면

Show Navigation and Search View playlists | View clips | Sign in to save playlists / clips

Dental Education in Video » View work 0 items selected 언어 선택 Help

**Freehand Composite Bonding Part I**  
presented by Corky Willhite (McKinney, TX: HDiQ Dental, 2012), 52:44 mins

[Watch a video tutorial on using the player](#)



03:37 / 52:44

Cite
  Email
  Share
  Add to Playlist
  Embed/Link
  Add to Selected Items
  Send to Mobile

▼ Details

▼ Transcript

Search...

There's also some... before the end of the...

**Dr. Corky Willhite** Certainly shade matching is a critical aspect of our freehand bonding. And so one of the things that I found that's very helpful is to have ability to do a customized shade tab. And I wanna be very quick, very, ah, effective. And so, what we're gonna do is, uhm, a technique that I'd started doing quite some time ago and I think you'll it's very helpful in using the Vita Classical Shade Guide arranged by value. You can see his, ah, brightened up pearly pretty nicely with some bleaching that he's done with some, ah, home, ah, or over-the-counter, ah, strips. And if I look here on tooth, ah, or the central that we're gonna restore, looks like he's about a B1 shade here but maybe a little brighter than that. So the other shade guides that we have to use are from the Vita 3D shade guide, the OM shades. And if we use the darkest of those, you can see that that's actually a little too bright. So actually in our composite

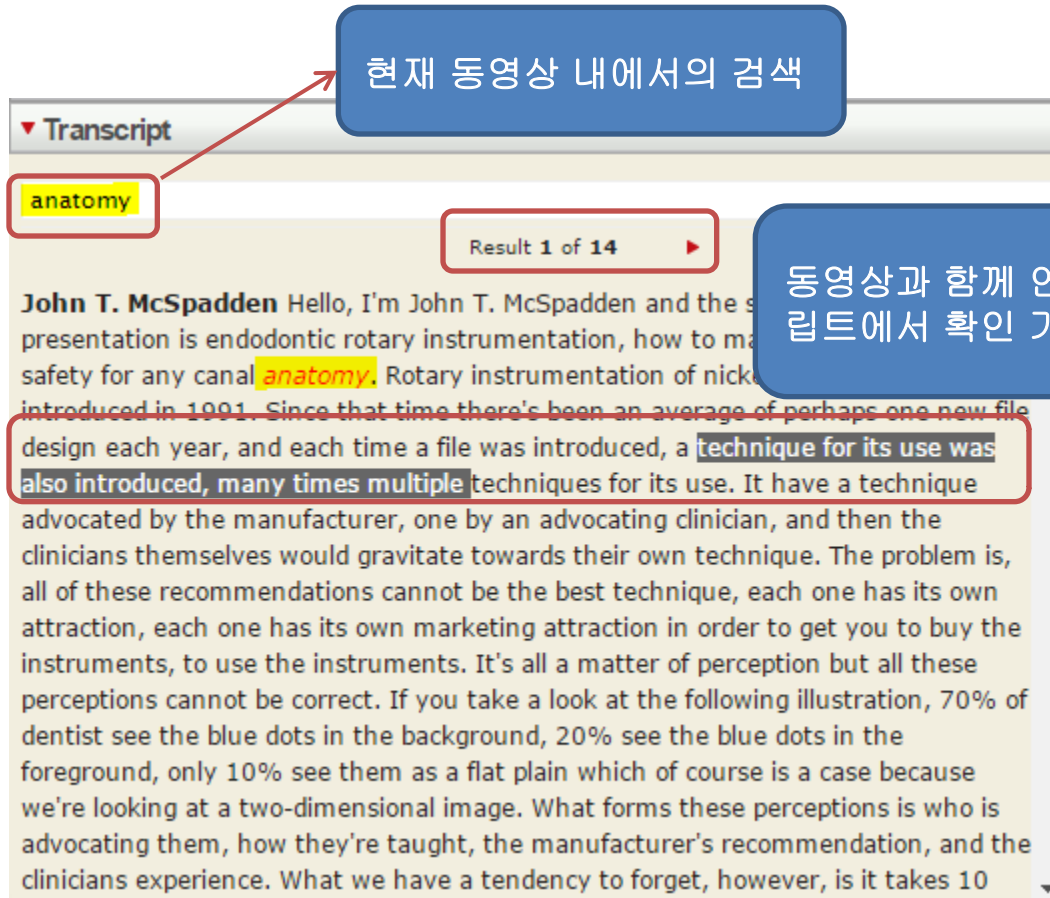
-Details: 비디오에 대한 간략 서지 정보

- Transcript: 비디오 화면의 트랜스크립트 보기

동영상 재생과 이용에 따른 기능



# 기능설명



▼ Transcript

anatomy

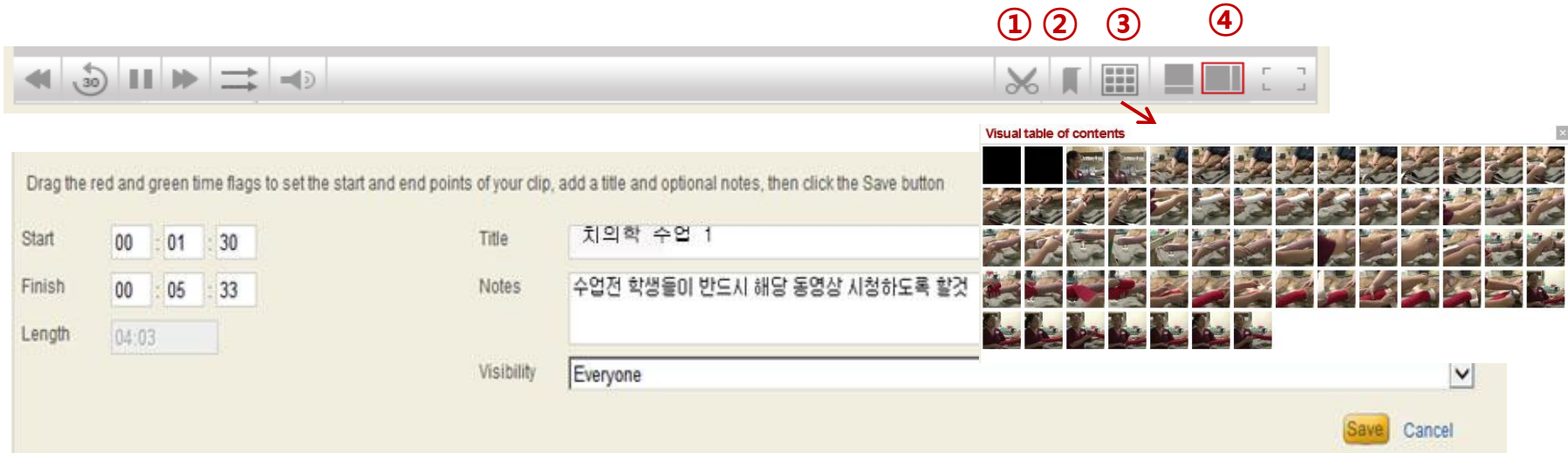
Result 1 of 14 ▶

**John T. McSpadden** Hello, I'm John T. McSpadden and the s  
presentation is endodontic rotary instrumentation, how to ma  
safety for any canal anatomy. Rotary instrumentation of nick  
introduced in 1991. Since that time there's been an average of perhaps one new file  
design each year, and each time a file was introduced, a technique for its use was  
also introduced, many times multiple techniques for its use. It have a technique  
advocated by the manufacturer, one by an advocating clinician, and then the  
clinicians themselves would gravitate towards their own technique. The problem is,  
all of these recommendations cannot be the best technique, each one has its own  
attraction, each one has its own marketing attraction in order to get you to buy the  
instruments, to use the instruments. It's all a matter of perception but all these  
perceptions cannot be correct. If you take a look at the following illustration, 70% of  
dentist see the blue dots in the background, 20% see the blue dots in the  
foreground, only 10% see them as a flat plain which of course is a case because  
we're looking at a two-dimensional image. What forms these perceptions is who is  
advocating them, how they're taught, the manufacturer's recommendation, and the  
clinicians experience. What we have a tendency to forget, however, is it takes 10

현재 동영상 내에서의 검색

동영상과 함께 연동되어 나오는 소리 그대로 스크립트에서 확인 가능

# 기능설명



① ② ③ ④

Drag the red and green time flags to set the start and end points of your clip, add a title and optional notes, then click the Save button

Start 00 : 01 : 30 Title 치의학 수업 1

Finish 00 : 05 : 33 Notes 수업전 학생들이 반드시 해당 동영상 시청하도록 할것

Length 04:03 Visibility Everyone

Visual table of contents

Save Cancel

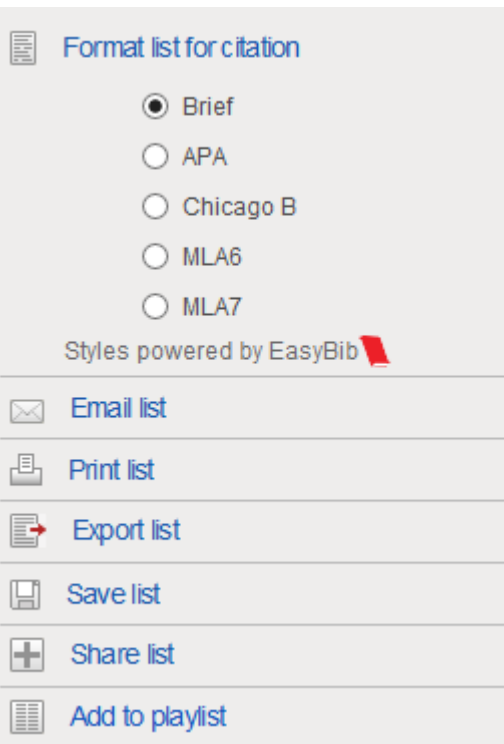
① Clip: 동영상 하단의 아이콘 중 가위모양 클릭하면 동영상 중에서 본인이 원하는 부분만 저장하여 이용가능 (개인개정 필요)

② 북마크: 동영상 시청한 부분까지 표시

③ TOC: 썸네일. 짧은 시간 단위로 구성된 화면 중 원하는 부분으로 바로 가기 선택

④ 화면구성 선택: 화면 왼편, 위, 전체 보기 가능

# 기능설명



- ① Cite
  - Format list for citation: 원하는 형태로 인용 자료 보기
  - Email list: 인용문 이메일 보내기
  - Print: 인용문 출력하기
  - Export list: 인용문 기관에서 이용하고 있는 형태로 보내기
  - Save list: 인용문 저장하기
  - SNS 이용하여 링크 보내서 다른 이용자와 내용 공유
  - Add to playlist: 개인개정에 저장하기
- ② 다른 웹사이트에 붙일 수 있는 링크 보기
- ③ Add to Selected Items: 선택한 동영상 선택하여 임시 저장하기
- ④ Send to Mobile: 버튼을 클릭하면 볼 수 있는 QR 코드나 링크를 이용하여 스마트폰이나 태블릿 PC에서 동영상 보기

# 스마트기기 이용한 자료보기


Dental Education in Video » View work

0 items selected 언어 선택 Help

## Rotary Instrumentation: Maximizing Efficiency and Safety for any Canal Anatomy

presented by John T. McSpadden (Los Angeles, CA: Global Institute for Dental Education, 2012), 1:02:18 mins

Watch a video tutorial on using the player



Dr. John T. McSpadden

Rotary Instrumentation:  
Maximizing Efficiency and  
Safety for any Canal Anatomy

17:04

17:04 / 01:02:18

Cite Email Share Add to playlist Embed/Link Add to selected items **Send to mobile**

**Details**

**Transcript**

anatomy

Result 1 of 14

we did not engage as much

How much of a

**John T. McS**

this is a, a fac

we actually en

an illustration

and then we t

to the same d

should be eng

smaller than

3 millimeters

have 20-ah, -

lose all the w

how much of

it 1 millimeter

compare the

**① “Send to mobile” 클릭**

**② 옵션 선택 (3가지 방법 중 선택)**

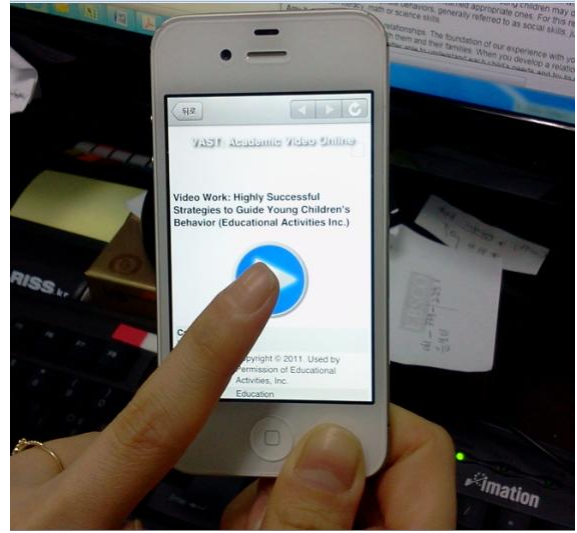
- 본인의 전화번호 입력 (국가번호+전화번호)
- URL 접속
- QR 코드 스캔

# 스마트기기 이용한 자료보기

①



②



- ① 스마트폰으로 QR 코드 스캔 하기
- ② 선택한 작품이 스마트폰에 디스플레이 되면 재생 버튼 클릭
- ③ 동영상 감상

③



<http://search.alexanderstreet.com/dntl>

감사합니다.